
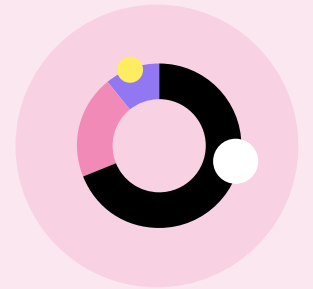
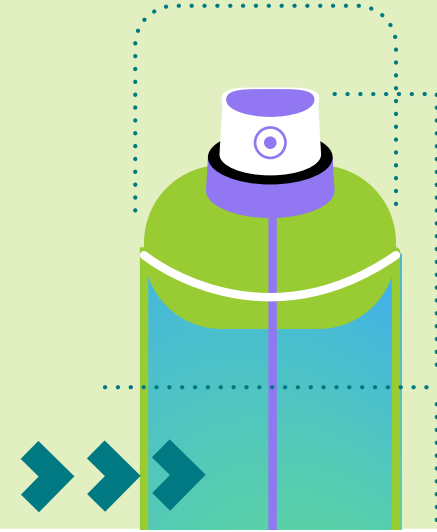


**AEROSOL**  
**PRODUCTION**  
**2022**



# CONTENTS



# 01. Introduction

The annual data collected among FEA members focuses on giving a detailed summary of European aerosol product production by country, segment and type. More than 5 billion units globally produced are made in Europe. A worldwide production overview concludes the report.

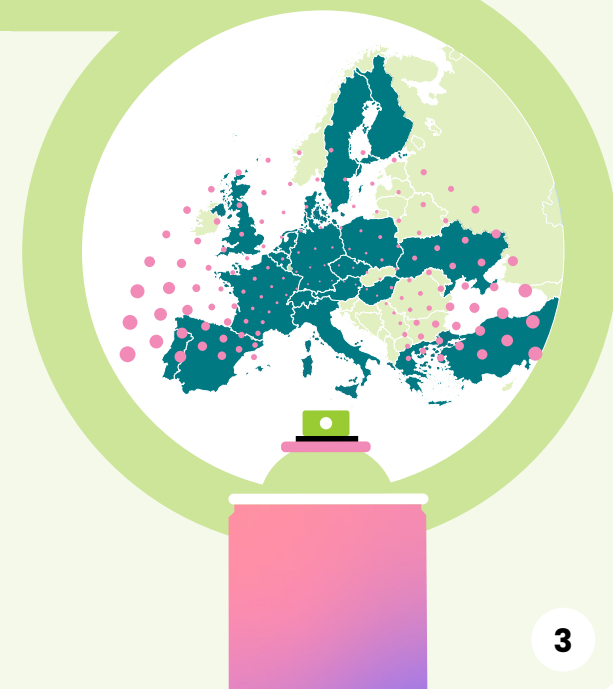
# 5.3 billion

aerosol produced in  
Europe (2022)

## ► We are FEA


The FEA (**Fédération Européenne des Aérosols or European Aerosol Federation**) was founded in 1959. It functions as the European voice for the industry and the coordination office for its national associations. The Federation represents today 18 European countries which include more than 350 SMEs and multinationals active in the aerosol industry.

Its activity area is tightly defined and offers unique expertise on aerosol dispensers at the European level on challenging aspects such as flammability, pressure resistance, packaging and components fittings, filling, testing, warehousing, transport, recycling, propellants and solvents.



## ► What we do

- The FEA **aspires to be a globally recognised centre of excellence**, fostering innovation and inspiring the European aerosol dispenser industry through expertise.
- **We aim to encourage coordination among our association members and promote the common interests of the European aerosol dispenser industry** by sharing insight through our network, providing expert guidance, facilitating knowledge exchange, supporting sustainable practices, and advocating for the industry at EU and UN levels while ensuring competition compliance.
- **FEA's strategy concentrates on three core areas: regulatory engagement, industry expertise, and global networking.** By staying proactively involved and influencing legislative processes, enhancing industry knowledge and standards, and promoting extensive



international collaboration, we work towards advancing the growth of the European aerosol dispenser industry in a safe, sustainable, and innovative way.

## 02. European production

According to reported fillings for European aerosol products, overall unit production remained stable at 5.3 billion in 2022.

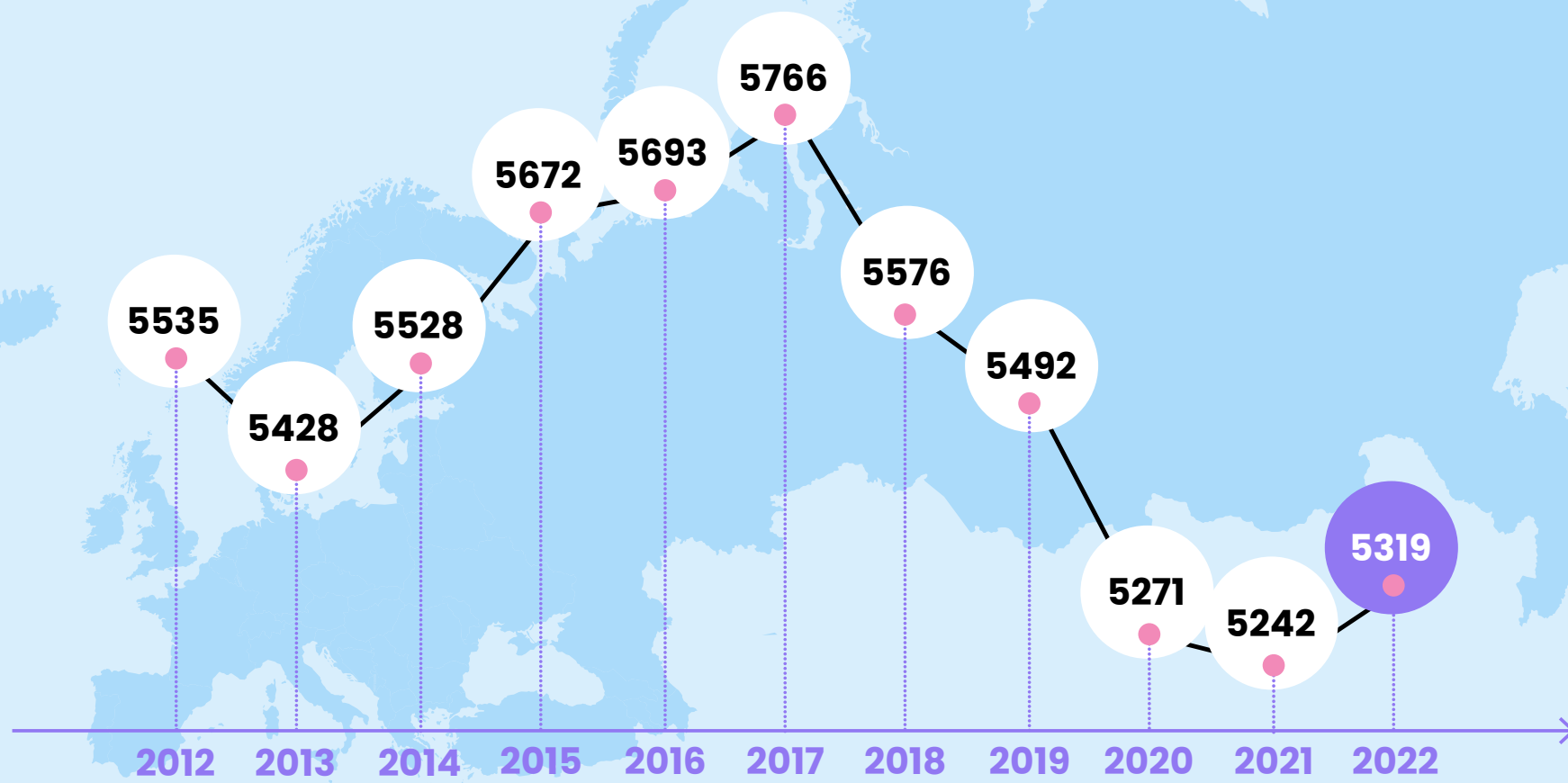


Fig.1 European production evolution (2012-2022, in '000 000 units)

## 03. Production by country

The United Kingdom, Germany and France provide more than 55% of the annual aerosol production in Europe in all segments. Together with Italy, Netherlands and Spain, more than 4.0 billion units of aerosol dispensers are produced in 2022.

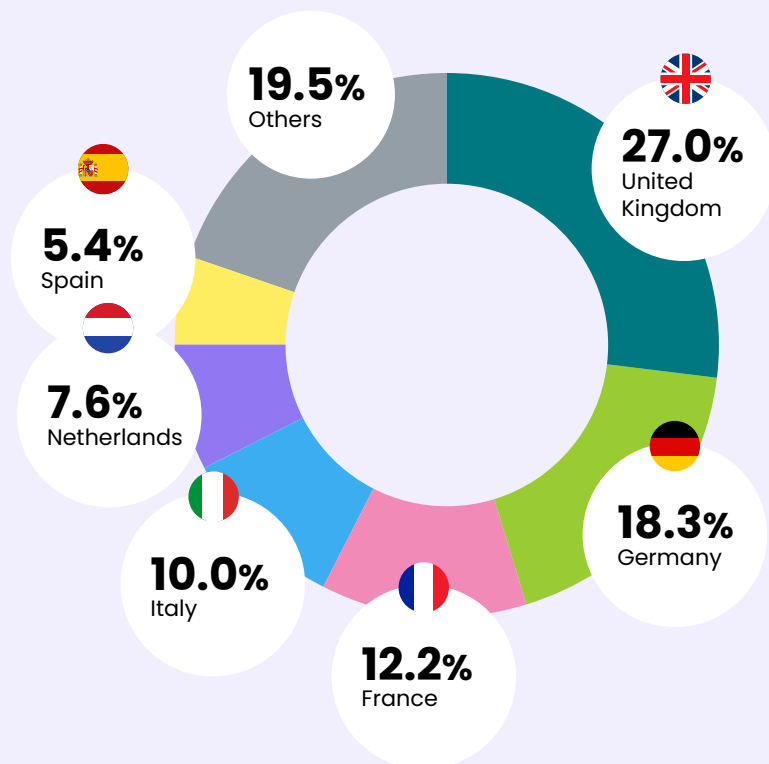


Fig.2 Aerosol production by country (2022)

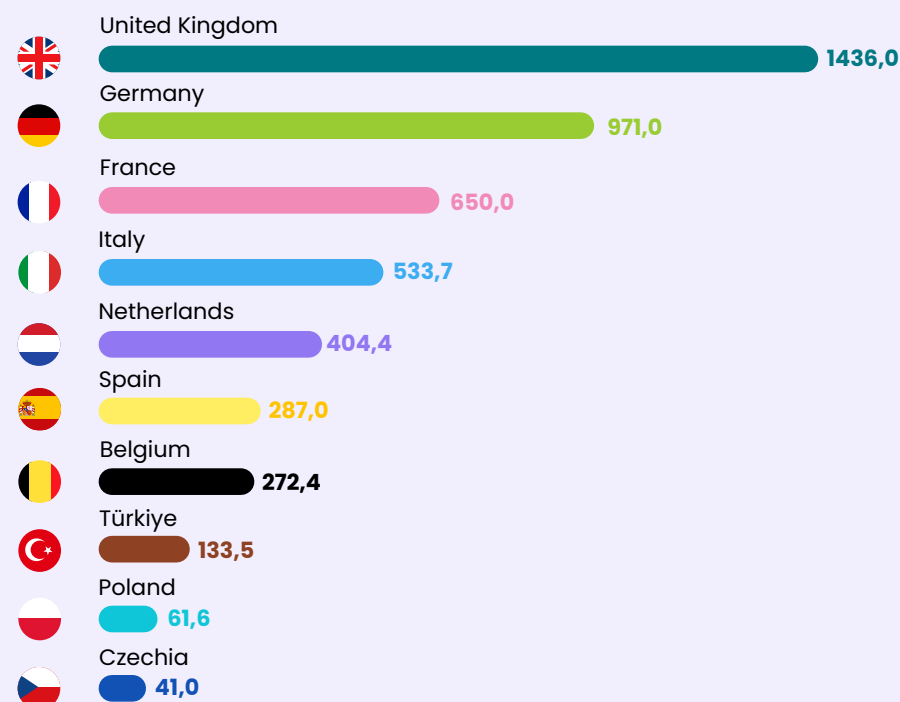
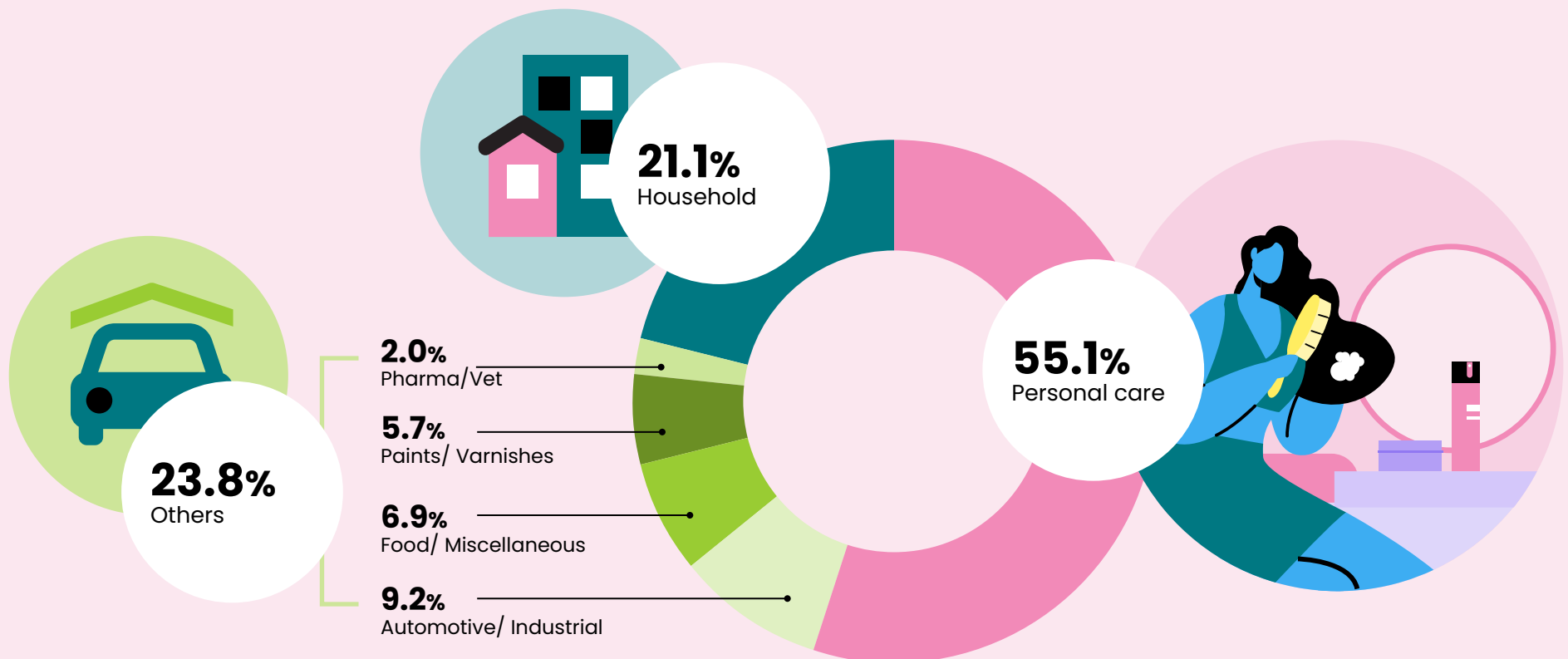


Fig.3 European production (2022, main countries, in '000 000 units)

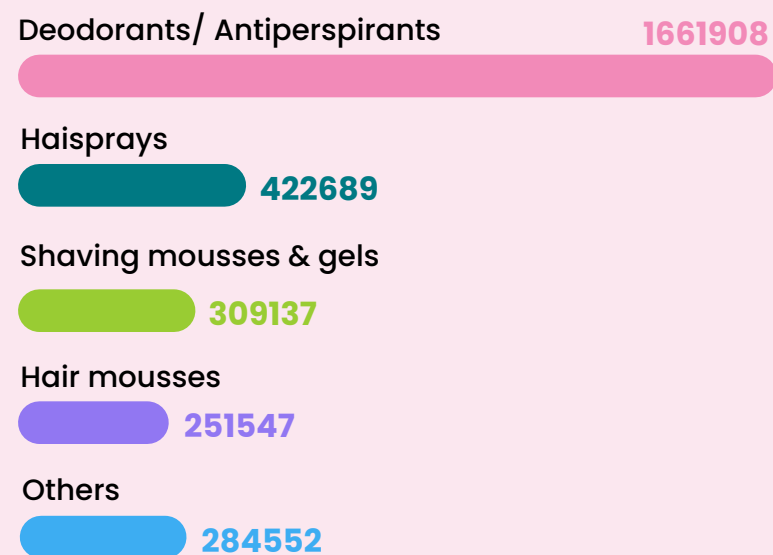

## 04. Production by segment

Aerosol containers are primarily made of steel and aluminium, whereas glass and plastic containers remain marginal. Cosmetics and household products represent more than three-quarter of the European production.



## ► Personal care aerosol production in Europe

(2022, in '000 units)



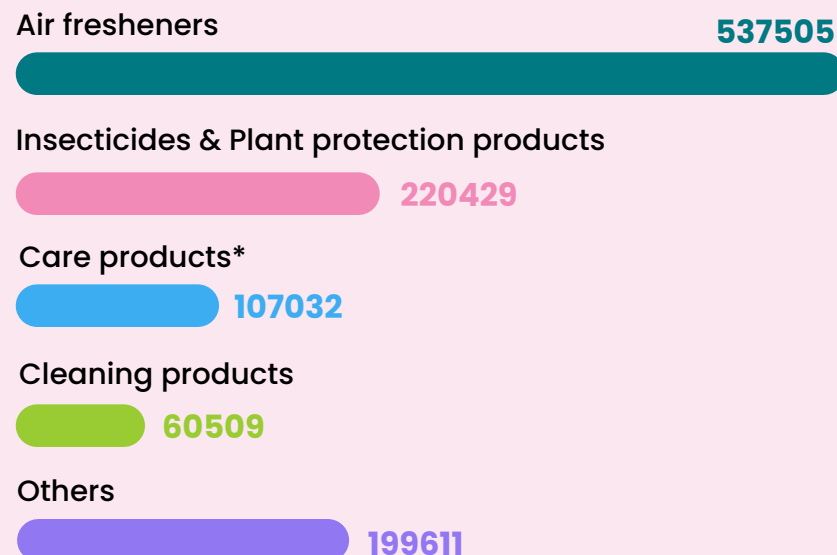


## ➤ Household aerosol production in Europe

(2022, in '000 units)



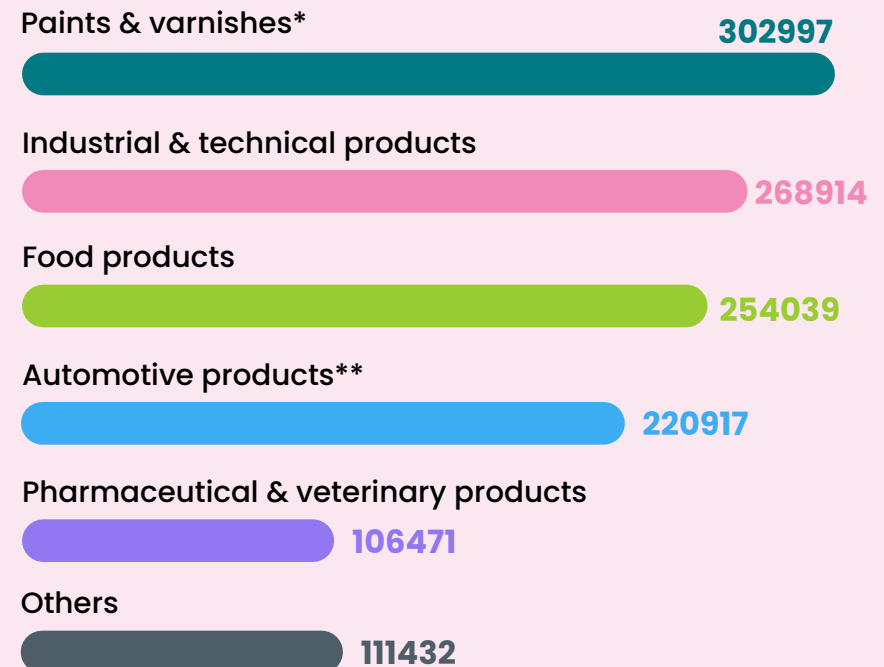
**21.1%**  
Household



\*fabric, furniture, leather, shoe, textile

## Other aerosol production in Europe

(2022, in '000 units)



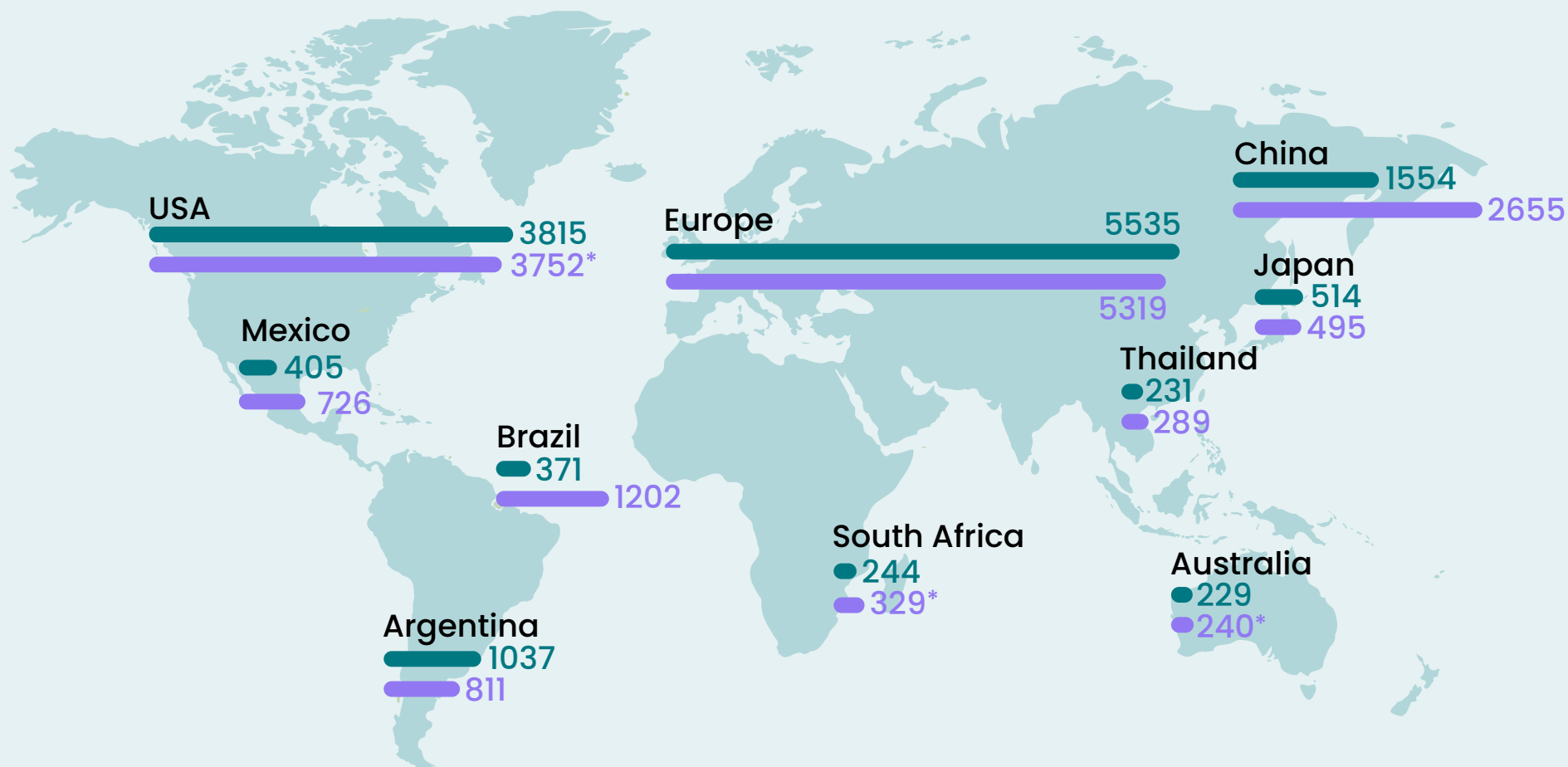
\*including automobile use

\*\*excluding paints

# 05. Worldwide production

(in '000 000 units)

2012 2022



\*Based on the data currently available. No data is available for 2022.


FEA – European Aerosol Federation

165 boulevard du Souverain

1160 Brussels, Belgium

+32(0)2 679 62 80

[info@aerosol.org](mailto:info@aerosol.org)



---

© FEA 2023.

DISCLAIMER. FEA has prepared this document based on information available, including information derived from public sources that have yet to be independently verified and, therefore, preliminary and subject to change. FEA undertakes no obligation to update or revise the data to reflect events or circumstances that arise after the date made or to reflect the occurrence of unanticipated events. As such, the actual results achieved may vary significantly from the forecasts.