

2022 AEROSOL PRODUCTION

FRANCE GERMANY UNITED KINGDOM



Total aerosol production (per country, '000 000 units)

649.8



France

971.0

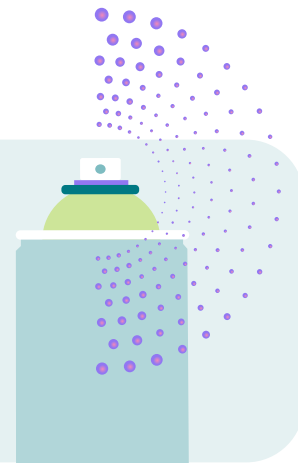


Germany

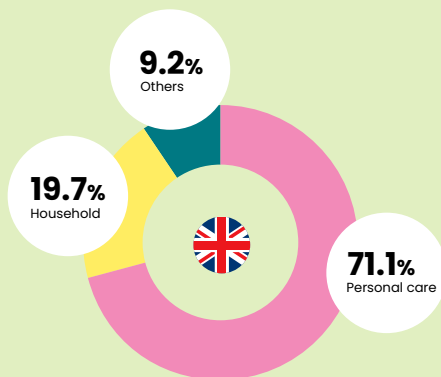
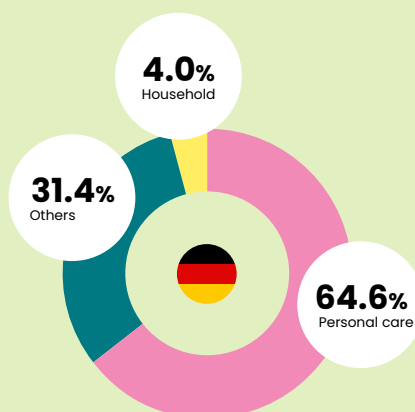
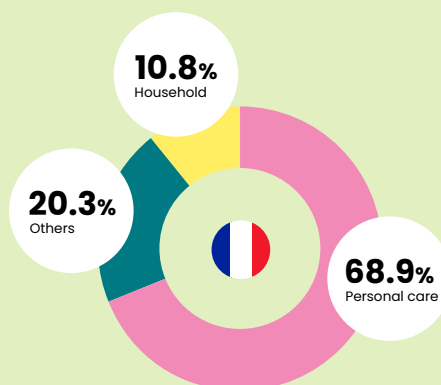
1436.0



United Kingdom



Aerosol production (per segment)



Personal care (in '000 000 units)

● France ● Germany ● United Kingdom

Deodorants/Antiperspirants




Hair mousses & hairsprays



Shaving foams & gels

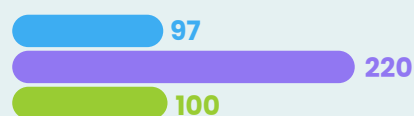


Others




Others (in '000 000 units)

Automotive products, paints & varnishes and industrial technical products



Pharmaceutical & veterinary products



Food products & miscellaneous




Household (in '000 000 units)

Air Fresheners



Insecticides & plant protection products




All others



What are the aerosol containers mostly made of?

● Aluminium ● Steel



Plastic & glass aerosol containers are <1%.



European Aerosol Federation

FEA – European Aerosol Federation

165 boulevard du Souverain

1160 Brussels, Belgium

info@aerosol.org

aerosol.org