

LATIN AMERICAN AEROSOL INDUSTRY

2021 VOLUME & CURRENT SITUATION


Angel Rasgido

President

Geno Nardini

International Coordinator



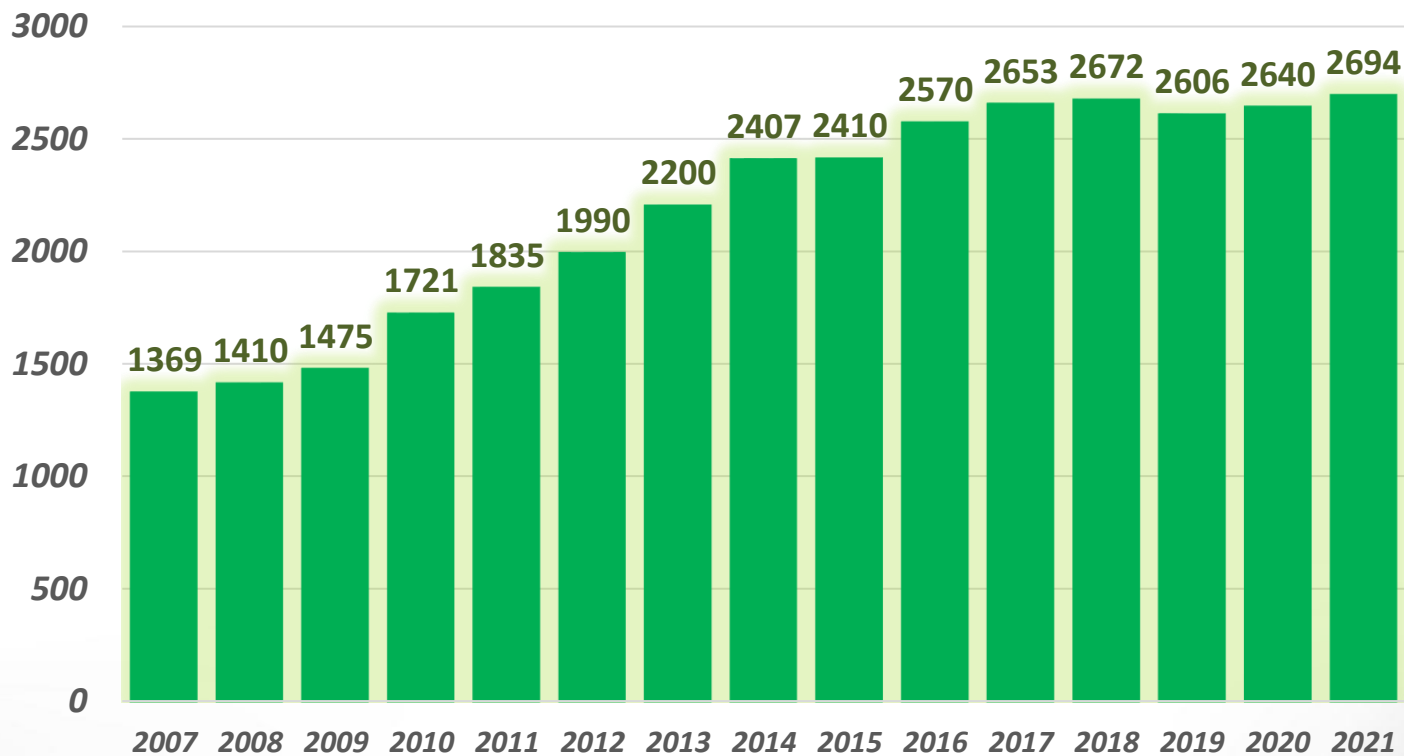


FLADA

Federación
Latinoamericana
del Aerosol

FLADA

Aerosol Production



97 %

Last 14 years

Million Units



FLADA
Aerosol Production

	2021	SHARE 2021	
BRAZIL	1.010	37,5 %	95 %
ARGENTINA	836	31,0 %	
MEXICO	708	26,3 %	
PERU	52	1,9 %	
COLOMBIA	33	1,2 %	
CHILE	21	0,8 %	
PARAGUAY	14	0,5 %	
ECUADOR	9	0,3 %	
OTHERS	11	0,4 %	
LATAM	2.694	100%	

Million Units



FLADA
Aerosol Production

	2019	2020	2021	% / 2019
BRAZIL	1.179	1.088	1.010	- 14,3 %
ARGENTINA	654	765	836	27,8 %
MEXICO	651	658	708	8,6 %
CHILE	20	17	21	5,0%
OTHERS	102	112	119	16,6%
LATAM	2.606	2.640	2.694	3,4%

Million Units



2021 Aerosol Production

	COSMETIC	INSECTICIDES	HOME CARE	OTHERS	TOTAL
BRAZIL	654	171	39	146	1.010
ARGENTINA	387	190	217	42	836
MEXICO	433	104	73	98	708
CHILE	11	5	3	2	21
OTHERS	51	26	31	11	119
LATAM	1.536	496	363	299	2.694
	57%	18%	14%	11%	100%
% / 2019	3%	13%	- 2%	- 5%	

Million Units



2021 Aerosol Consumption

	PRODUCTION	CONSUMPTION	POPULATION	PER CAPITA
BRAZIL	1.010	1.202	214	5,6
ARGENTINA	836	659	47	14,0
MEXICO	708	485	127	3,8
CHILE	21	106	19	5,5
OTHERS	119	126	259	0,5
LATAM	2.694	2.578	666	3,9

Million Units




2021 & Current Situation

- The aerosol industry was affected by the Covid pandemic from 2020 until today.
- The production of aerosols was lower in 2020, with the exception of disinfectant and sanitizing products.
- The largest volume in 2021 was from the recovery of personal care products and insecticides.
- The environmental impact and the recycling of post-consumer aerosols are the issues that mark the industry's agenda.



- *XI Latin American Congress – Buenos Aires, Argentina, September 2023*





FLADA

Federación
Latinoamericana
del Aerosol

11 ° Congreso Latinoamericano Del Aerosol



Organized by

CADEA
CAMARA ARGENTINA
DEL AEROSOL





*¡ Muchas Gracias !
Muito Obrigado !
Thank you!*

