

EUROPEAN AEROSOL PRODUCTION 2017



More than 5.7 billion over 16 billion units globally produced, are made in Europe. The data annually collected among FEA members, focus on giving a detailed summary on European aerosol products production by country, segment and type.

EUROPEAN PRODUCTION

According to reported fillings for European aerosol products, overall unit production reached a new record high with more than 5.7 billion in 2017, reflecting a continuous growth from 2015 & 2016's production numbers.

European production evolution (2007-2017, in '000 000 units)



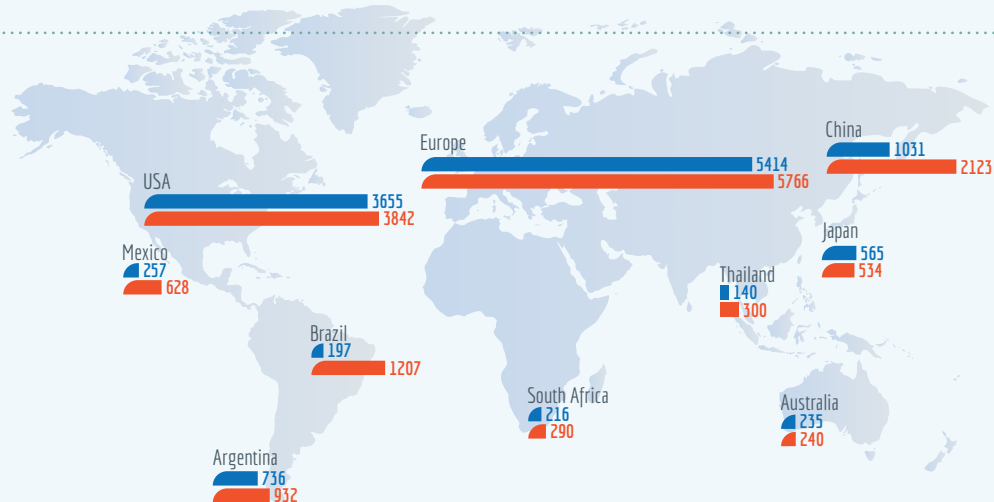
European production (2017, in '000 000 units)



WORLDWIDE PRODUCTION

Evolution by country (in '000 000 units)

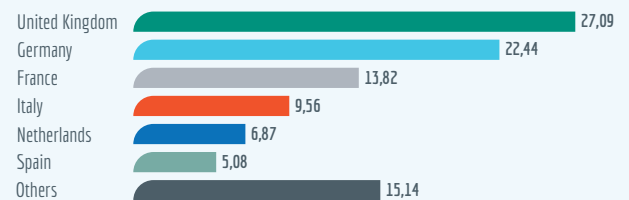
● 2007 ● 2017



AEROSOL MARKET SHARE


United Kingdom, Germany and France provide more than 60% of the annual aerosol production in Europe in all segments. Together with Italy, Netherlands and Spain, almost 4.7 billion units of aerosol are produced in 2016.

Aerosol market share (% , 2016)



AEROSOL PRODUCTION BY SEGMENT

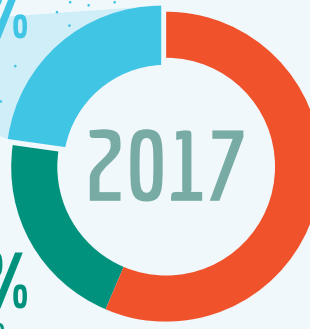
Aerosol containers are primarily made of steel and aluminium whereas glass and plastic containers remain marginal. Cosmetics and household products represent more than three quarter of the European production.



22,7% OTHERS

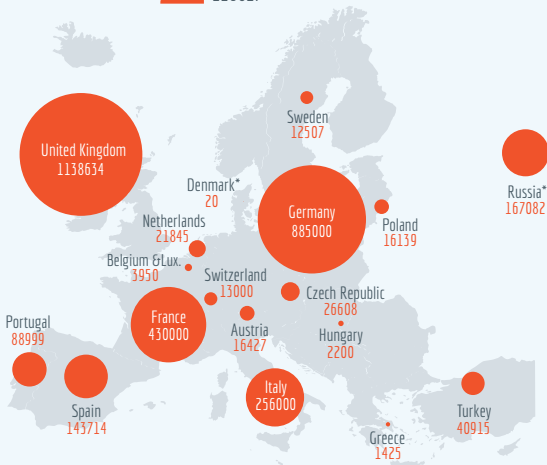
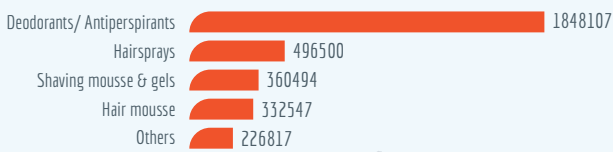
20,7% HOUSEHOLD

56,6% PERSONAL CARE



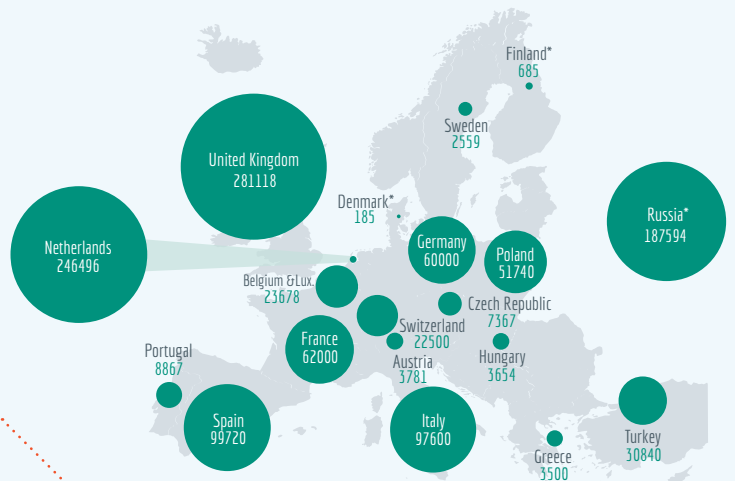
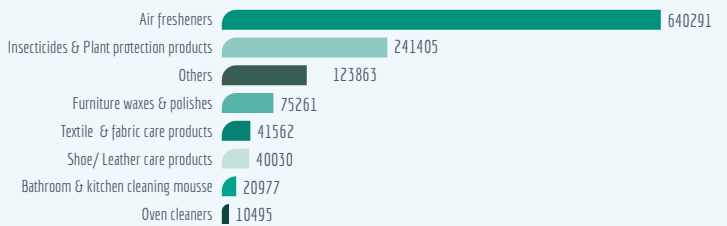
PERSONAL CARE

Personal care aerosol production in Europe (2017, in '000 units)



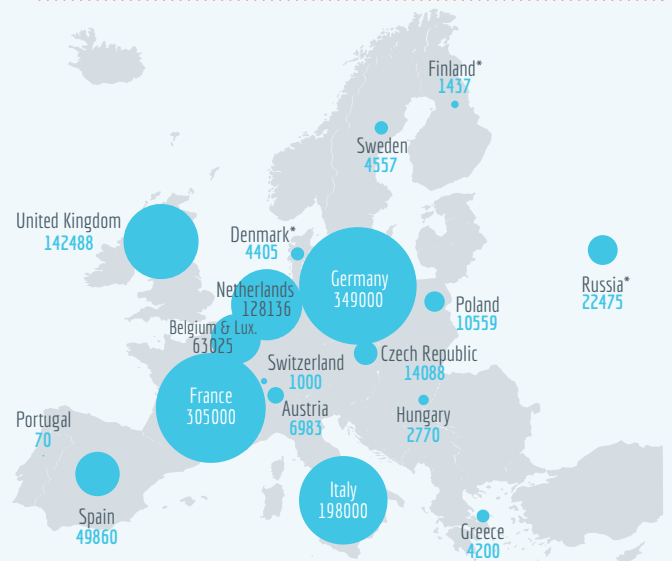
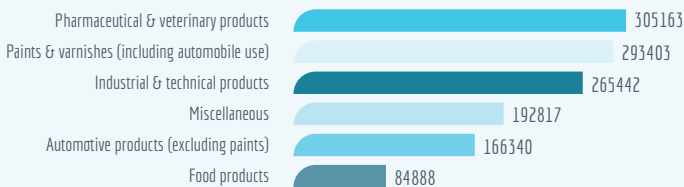
HOUSEHOLD

Household aerosol production in Europe (2017, in '000 units)



OTHERS

Other aerosol production in Europe (2017, in '000 units)



European Aerosol Federation

FEA - European Aerosol Federation

Boulevard du Souverain 165
1160 Brussels
Belgium

Tel.: + 32 (0) 2 679 62 80

Fax: + 32 (0) 2 679 62 83

Email: info@aerosol.org

www.aerosol.org

© FEA, 2018

DISCLAIMER. FEA has prepared this document based on information available, including information derived from public sources that have not been independently verified and therefore, preliminary and subject to change. FEA undertakes no obligation to update or revise the data as to reflect events or circumstances that arise after the date made or to reflect the occurrence of unanticipated events. As such, the actual results achieved may vary significantly from the forecasts.

*No data available for 2017